







14" METAL CUT OFF SAW

JEFSWCFF14-110

JEFSWCFF14-230

- Output: 2400W (3.2Hp)
- No Load Speed: 3600RPM
- Disc Diameter: 355mm / 14"
- Disc Type: Fibre-Reinforced Metal Cutting
- Bore: Ø 25.4mm
- Clamp Angle: Right / Left 45°
- Sound Pressure Level: Lpa = 97.7dB
- Sound Power Level: Lwa = 108.2dB
- Vibration Level: K=1.5M/S2
- Net Weight: 18.5Kg



CUTTING CAPACITIES		
Mitre x Bevel	Width	Height
	110mm	110mm
	120mm x 120mm	90mm x 90mm
	180mm x 85mm	100mm x 80mm
	140mm x 140mm	90mm x 90mm



INDUSTRIAL

Jefferson[®]
PROFESSIONAL TOOLS & EQUIPMENT